



Fall-Pac

FALL PROTECTION SYSTEMS

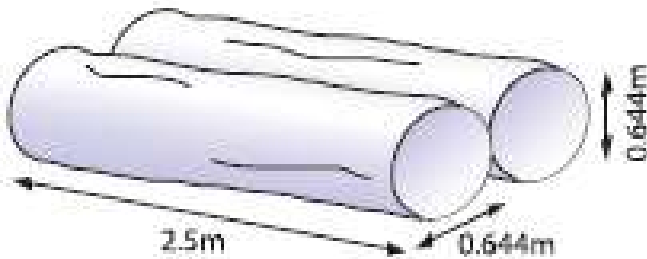
INSTALLATION GUIDE
ELEVATED SURFACE

Introduction

Fall-Pac units are a means of mitigating the effects of a fall from height, but all possible steps should be taken to prevent that fall occurring in the first instance. Whilst the bags are a relatively simple method of providing a surface that can absorb much of the impact, they must be carefully controlled to avoid misuse or deterioration.

Fall-Pac units should be handled with care at all times, and only used for safety purposes. The installation shown is typical of an elevated work surface example to protect personnel working on a flat roof. However Fall-Pac units are intended for use in any suitable environment to protect against the effects of falls from height.

Please note: It is important to ensure that there are no obstructions that could be struck in the event of a fall as Fall-Pac units may not be suitable in providing a safe solution in these circumstances.



Specification


Fall-Pac units are: 2.5m in length x 644mm in diameter.

Outer material: Woven coated polypropylene bags.

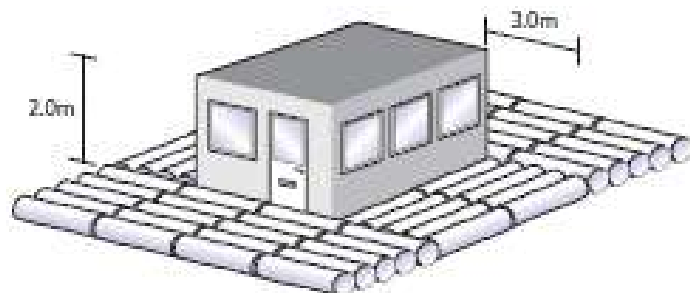
Inner material: Directly filled with polystyrene packaging medium.

Preparation and Inspection

It is particularly important to inspect the units on a regular basis and before each re-use:



- Ensure that there are no cuts or rips, or unfastening of the elements and check that there is no spillage of the content of any unit. Any unit which has lost any part of its contents should be isolated and not used.
- Any unit that is abnormally compressed should be isolated and not used.
- Check that the height of the falls does not exceed a maximum of 2.8 metres.
- Ensure that the positioning of the units is flush with the edge of elevated surface.
- Ensure there is enough coverage to protect the potential fall area.
- The projection distance out from the elevated surface is calculated at height of potential fall plus 1 metre.
- The storage of units should not permit the build up of mildew or moisture that could cause deterioration in the product.





Fall-Pac

FALL PROTECTION SYSTEMS

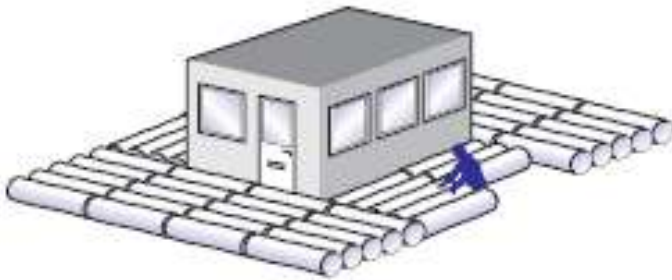
INSTALLATION GUIDE – ELEVATED SURFACE

Safety

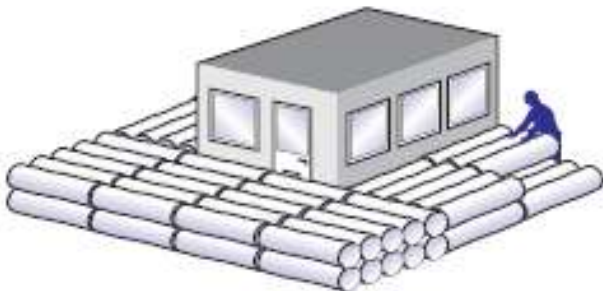
Fall-Pac units have a recommended life of five years when correctly stored and maintained. Depending on the use and care of the units, this can be exceeded. Fall-Pac systems are designed for the purpose of reducing the risk of injury in a fall from a height and should only be used to reduce this risk.

Elevated Work Surface Installation

Working from one corner, form a complete row parallel with the side of the elevated surface. Repeat with the next row ensuring that all clips are fastened. Repeat these steps until desired coverage is achieved; typically five units will suffice for a two metre potential fall hazard. Repeat along the other side of the elevated surface and clip and push units together with the units already installed to create a completely inter-connected surface.

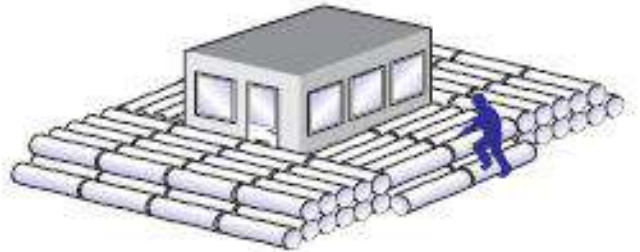


To reduce the height of the potential fall, multiple layers can be installed by repeating the installation process on top of the first layer. Each additional layer reduces the potential fall by 644mm.



If any materials should fall from above that could result in injury in the event of a fall, ensure that they are removed as quickly as possible.

Should multiple layers be required, it is advisable to add an extra single layer of units around the perimeter of the installation to prevent injury to personnel dismounting the units.



Important Information

You must read all relevant guides, instructions and notices prior to installing Fall-Pac products and must comply with all warnings. Fall-Pac will not be liable for any damage to property, personal injury or any losses caused by failure to follow the instructions contained in this guide or with other applicable notices and guidelines that Fall-Pac produces. The guide is intended only for use in conjunction with Fall-Pac products. Fall-Pac reserves the right to alter products from time to time to comply with new regulations, other safety guidance's or industry advancements. By mixing Fall-Pac products with other brands you are risking your safety. Fall-Pac will not be liable for any loss or damage caused as a result. Fall-Pac reviews and updates its user guides from time to time in line with changes in legislation. Fall-Pac also issues safety notices on its products or packaging. These notices could affect the manner in which the products are used and users should therefore adhere to the instructions contained in those notices as well as the user guides. Where there is a conflict, most recently published instructions should prevail. Notices will be issued or published online at www.fall-pac.com



FALL PROTECTION SYSTEMS

Issued: Feb 2016

Safety Pack Limited

Unit 4a Lion Business Centre
Leopold Street, Pemberton
Wigan, WN5 8EG



www.fall-pac.com

T: 0800 652 8099