



Fall-Pac

FALL PROTECTION SYSTEMS

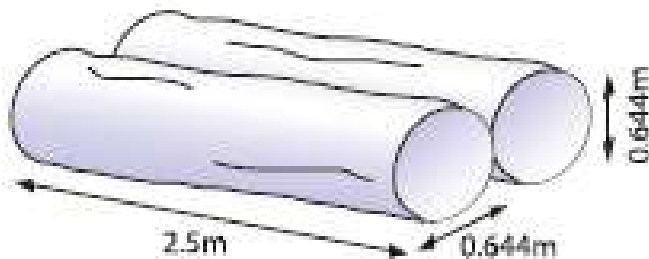
INSTALLATION GUIDE
CONSTRUCTION

Introduction

Fall-Pac units are a means of mitigating the effects of a fall from height, but all possible steps should be taken to prevent that fall in the first instance. Whilst the bags are a relatively simple method of providing a surface that can absorb much of the impact, they must be carefully controlled to avoid misuse or deterioration.

Fall-Pac units should be handled with care at all times, and only used for safety purposes. The installation example shown is typical of a housing construction project to protect workers installing roof trusses. However, Fall-Pac units are intended for use in any suitable environment to protect against the effects of falls from height.

Please note: It is important to ensure that there are no obstructions that could be struck in the event of a fall as Fall-Pac units may not be suitable in providing a safe solution in these circumstances.



Specification

Fall-Pac units are: 2.5m in length x 644mm in diameter.

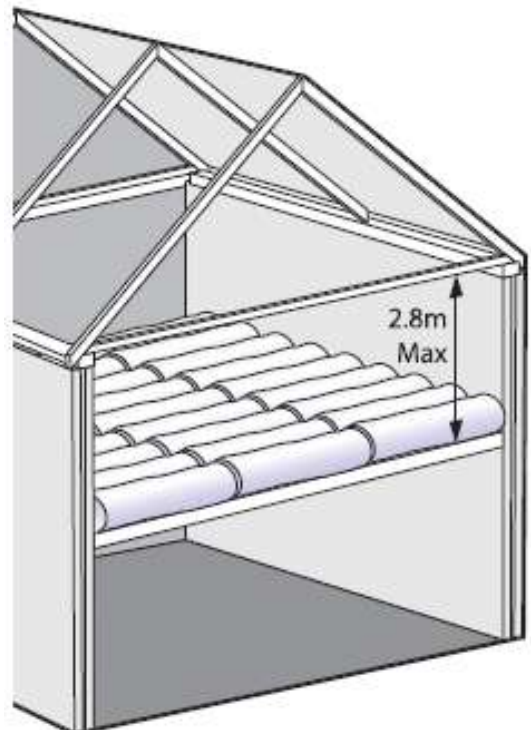
Outer material: Woven coated polypropylene bags.

Inner material: Directly filled with polystyrene packaging medium.

Preparation and Inspection

It is particularly important to inspect the units on a regular basis and before each re-use:

- Ensure that there are no cuts or rips, or unfastening of the elements and check that there is no spillage of the content of any unit. Any unit which has lost any part of its contents should be isolated and not used.
- Any unit that is abnormally compressed should be isolated and not used.
- Check that the height of the falls does not exceed a maximum of 2.8 metres.
- Ensure that the positioning of the units fully fits the enclosure required.
- The support to each unit should be sufficient to bear the impact of a fall.
- The storage of units should not permit the build up of mildew or moisture that could cause deterioration in the product.



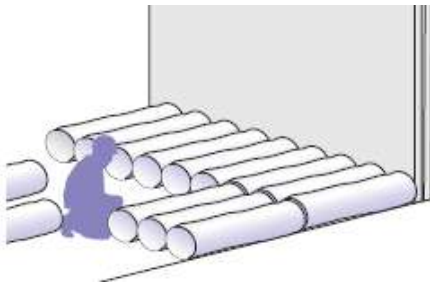
Safety

Fall-Pac units have a recommended life of five years when correctly stored and maintained. Depending on the use and care of the units, this can be exceeded.

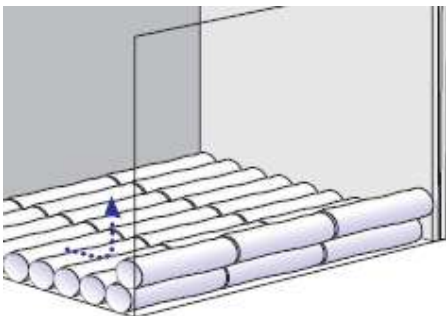
Fall-Pac systems are designed for use principally inside a building, where the bags will be enclosed by walls or partitions. The purpose of reducing the risk of injury in a fall from a height and should only be used to reduce this risk.

Ground Floor Installation

Working from one corner, clip and push the units together to form a completely connected unit. All clips should be fastened expect for those on the perimeter.



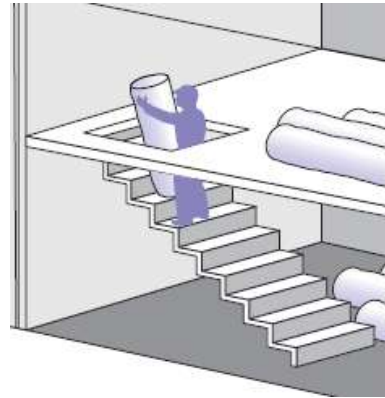
Where the area to be covered by the final row of units is smaller than the size of a unit, allow the unit to curve up the perimeter wall. Alternatively, overlap the units ensuring that the area is covered. If it is likely that falling mortar may occur, covering and protecting the clips will reduce the maintenance required.



If any materials should fall from above that could result in the event of a fall, ensure that they are removed as quickly as possible.

First Floor Level Installation

Once first floor joists are fixed and brickwork is commenced, the units can be used for protection on the first floor by passing them through the stairwell opening. The stairwell should be covered at all other times. You should always work from a safe platform. Install scaffold boards or similar (e.g. suitable plywood) directly onto the joists at right angles to the joists. The units can then be deployed in a similar manner to that on ground floor installation.



Important Information

You must read all relevant guides, instructions and notices prior to installing Fall-Pac products and must comply with all warnings. Fall-Pac will not be liable for any damage to property, personal injury or any losses caused by failure to follow the instructions contained in this guide or with other applicable notices and guidelines that Fall-Pac produces. The guide is intended only for use in conjunction with Fall-Pac products. Fall-Pac reserves the right to alter products from time to time to comply with new regulations, other safety guidance's or industry advancements. By mixing Fall-Pac products with other brands you are risking your safety. Fall-Pac will not be liable for any loss or damage caused as a result. Fall-Pac reviews and updates its user guides from time to time in line with changes in legislation. Fall-Pac also issues safety notices on its products or packaging. These notices could affect the manner in which the products are used and users should therefore adhere to the instructions contained in those notices as well as the user guides. Where there is a conflict, most recently published instructions should prevail. Notices will be issued or published online at www.fall-pac.com



Fall-Pac

FALL PROTECTION SYSTEMS

Issued: Feb 2016

Safety Pack Limited
Unit 4a Lion Business Centre
Leopold Street, Pemberton
Wigan, WNS 8EG



www.fall-pac.com

T: 0800 652 8099